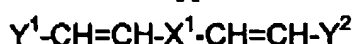


AMENDMENT TO THE CLAIMS

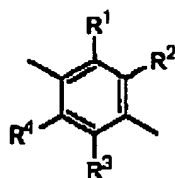
The following claims listing replaces all prior claims listings:

1. (Withdrawn) An organic electroluminescent element in which an organic layer having a luminescent region is arranged between an anode and a cathode, characterized in that said organic layer is constructed of at least one layer formed from a mixture containing at least one species of the aminostyryl compounds represented by the following general formula [I].

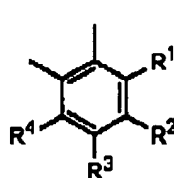
General formula [I]



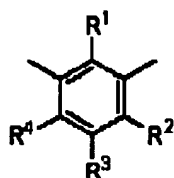
[where, in the general formula [I] above, X^1 denotes any of the following general formulas (1) to (7)]



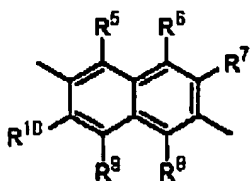
(1)



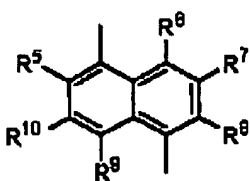
(2)



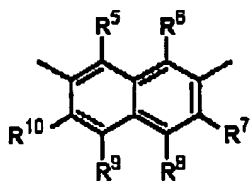
(3)



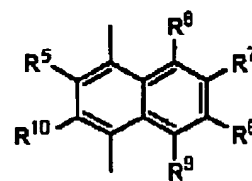
(4)



(5)



(6)



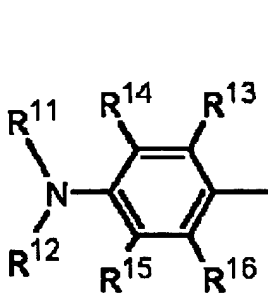
(7)

(where, in the general formulas (1) to (3) above, at least one of R^1 to R^4 is a group selected from halogen atoms, nitro groups, cyano groups, and fluoroalkyl groups, and others are groups selected from hydrogen atom, alkyl groups, aryl groups, alkoxy groups, halogen atoms, nitro groups, cyano groups, and fluoroalkyl groups, which are identical or different; in the general formulas (4) to (7), at least one of R^5 to R^{10} is a group selected from halogen atoms, nitro groups, cyano groups, and fluoroalkyl groups, and others are groups selected from hydrogen atom, alkyl groups, aryl groups, alkoxy groups, halogen atoms, nitro groups, cyano groups, and fluoroalkyl groups, which are identical or different.)

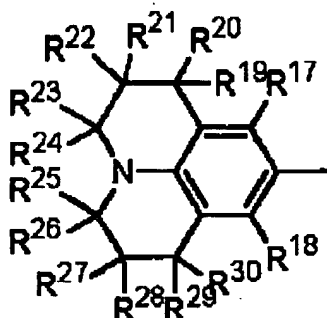
Application No. 10/009,021

Our Case No. 09793822-0158

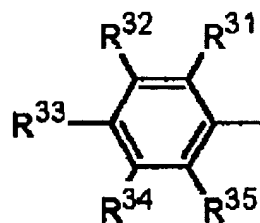
Y^1 is a group represented by the following general formula (8) or (9), and Y^2 is a group represented by the following general formula (8), (9), or (10).



(8)



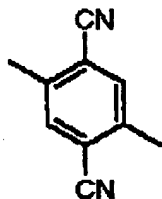
(9)



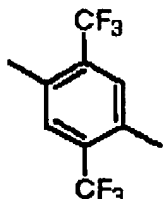
(10)

(where, in the general formulas (8) to (10) above, R^{11} and R^{12} each is a group selected from a hydrogen atom, alkyl groups with optional substituents, and aryl groups with optional substituents, which are identical or different; and R^{13} to R^{35} each is a group selected from a hydrogen atom, alkyl groups with optional substituents, and aryl groups with optional substituents, alkoxy groups with optional substituents, halogen atoms, nitro groups, cyano groups, and fluoroalkyl groups, which are identical or different.)

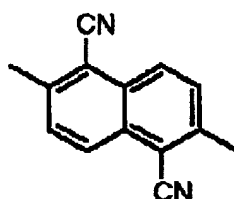
2. (Withdrawn) The organic electroluminescent element as defined in Claim 1, wherein the general formula [I] is characterized in that X^1 is a group represented by any one of the following structural formulas (11) to (14)



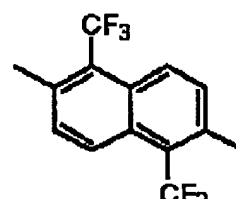
(11)



(12)



(13)

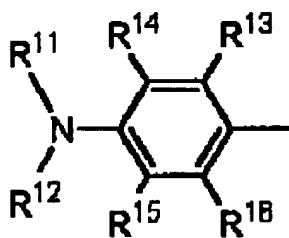


(14)

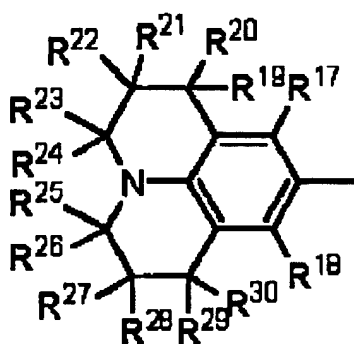
and Y^1 and Y^2 each is a group represented by the following general formula (8) or (9).

Application No. 10/009,021

Our Case No. 09793822-0158



(8)



(9)

(where, in the general formulas (8) and (9) above, R^{11} and R^{12} are defined as above, R^{13} to R^{30} are defined as above (or a trifluoromethyl group if defined as fluoroalkyl groups)).

3. (Withdrawn) The organic electroluminescent element as defined in Claim 1, wherein the organic layer is of organic multilayer structure composed of a hole transfer layer and an electron transfer layer, with at least the electron transfer layer in the organic multilayer structure being a layer of a mixture containing at least one species of the aminostyryl compounds represented by the general formula [I] above.

4. (Withdrawn) The organic electroluminescent element as defined in Claim 1, wherein the organic layer is of organic multilayer structure composed of a hole transfer layer and an electron transfer layer, with at least the hole transfer layer in the organic multilayer structure being a layer of a mixture containing at least one species of the aminostyryl compounds represented by the general formula [I] above.

5. (Withdrawn) The organic electroluminescent element as defined in Claim 1, wherein the organic layer is of organic multilayer structure composed of a hole transfer layer and an electron transfer layer, with the hole transfer layer being a layer of a mixture containing at least one species of the aminostyryl compounds represented by the general formula [I] above, and the electron transfer layer being a layer of a mixture containing at least one species of the aminostyryl compounds represented by the general formula [I] above.

Application No. 10/009,021

Our Case No. 09793822-0158

6. (Withdrawn) The organic electroluminescent element as defined in Claim 1, wherein the organic layer is of organic multilayer structure composed of a hole transfer layer, a luminescent layer, and an electron transfer layer, with at least the luminescent layer in the organic multilayer structure being a layer of a mixture containing at least one species of the aminostyryl compounds represented by the general formula (I) above.

7 - 8. (Canceled)

9. (Currently amended) An electroluminescent element comprising:

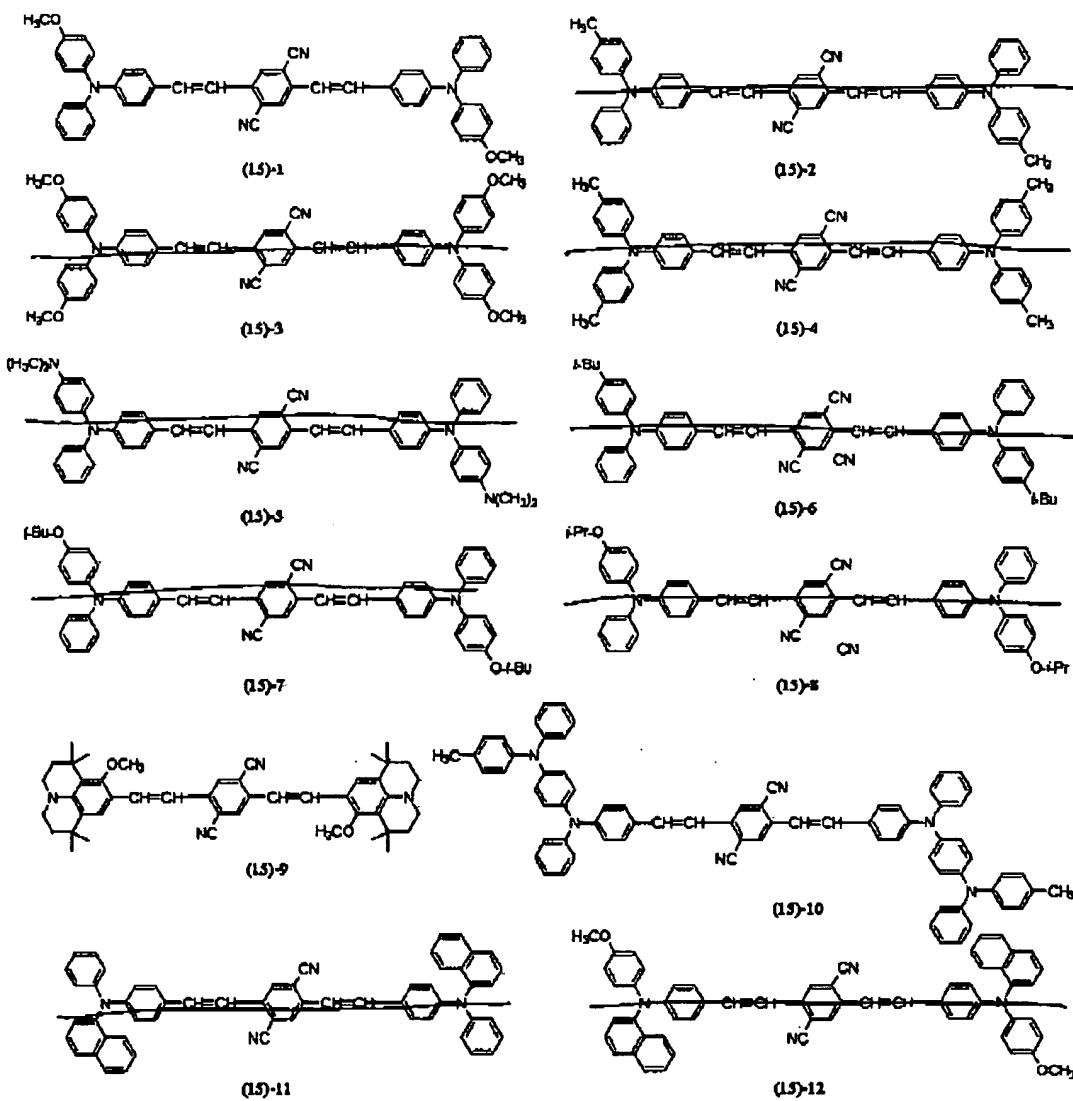
(a) a cathode and an anode,

(b) an organic layer disposed between the anode and the cathode, the organic layer comprising a luminescent organic material, the luminescent organic material comprising:

(i) at least one aminostyryl compound selected from the group consisting of ~~(15)-1~~, (15)-9, (15)-10, (16)-1 to (16)-12, (17)-~~12~~ to (17)-6, and (18)-1 to (18)-6

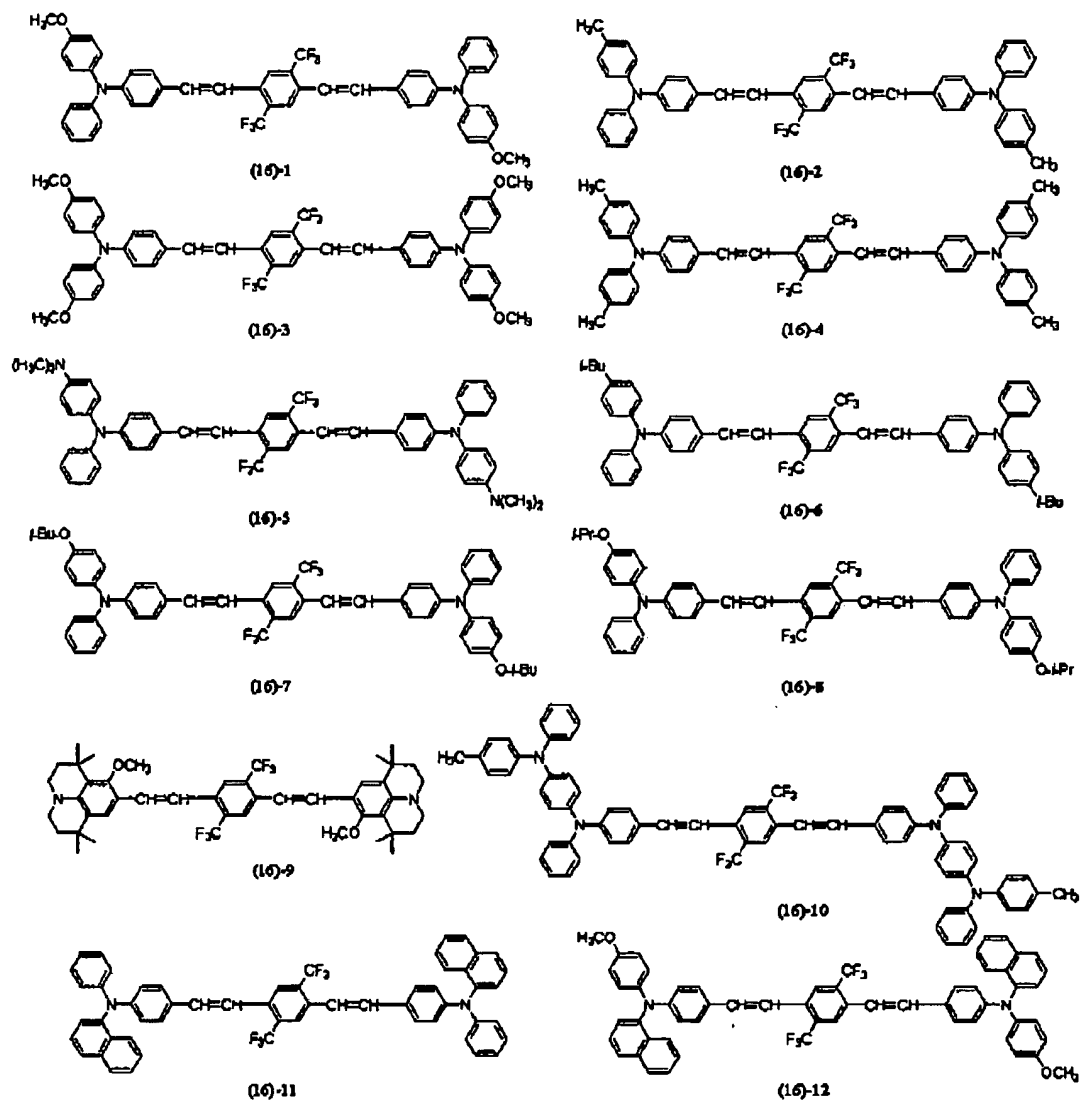
Application No. 10/009,021

Our Case No. 09793822-0158



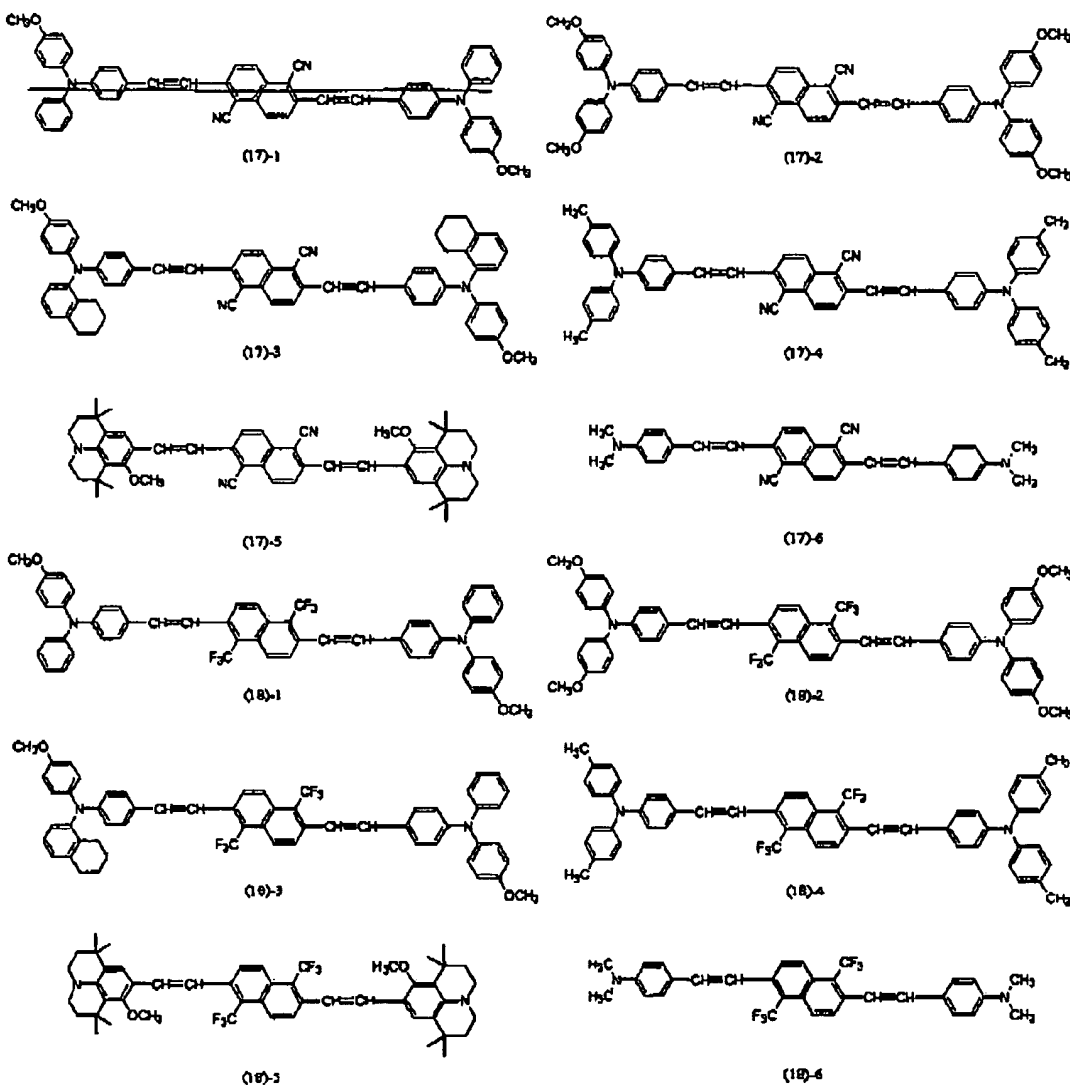
Application No. 10/009,021

Our Case No. 09793822-0158



Application No. 10/009,021

Our Case No. 09793822-0158



(ii) at least one compound selected from the group consisting of hole transport materials, electron transport materials, and dopants for red light emission.

10. (Previously presented) The electroluminescent element as defined in Claim 9, wherein the organic layer is of organic multilayer structure composed of a hole transfer layer and an electron transfer layer, wherein the electron transfer layer in the organic multilayer structure contains at least one of said aminostyryl compounds.

Application No. 10/009,021

Our Case No. 09793822-0158

11. (Previously presented) The electroluminescent element as defined in Claim 9, wherein the organic layer is of organic multilayer structure composed of a hole transfer layer and an electron transfer layer, wherein the hole transfer layer in the organic multilayer structure comprises at least one of said aminostyryl compounds.

12. (Previously presented) The electroluminescent element as defined in Claim 9, wherein the organic layer is of organic multilayer structure composed of a hole transfer layer and an electron transfer layer, wherein the hole transfer layer contains at least one of the aminostyryl compounds mentioned above, and wherein the electron transfer layer comprises at least one of said aminostyryl compounds.

13. (Previously presented) The electroluminescent element as defined in Claim 9, wherein the organic layer is of organic multilayer structure composed of a hole transfer layer, a luminescent layer, and an electron transfer layer, wherein the luminescent layer in the organic multilayer structure comprises at least one of said aminostyryl compounds.

14. (Previously presented) The electroluminescent element as defined in Claim 9, wherein the organic layer is constructed such that at least one layer therein comprises at least one of said aminostyryl compounds and a dye emitting red light with the emission maximum at a wavelength of 600 nm or more.

15. (Currently amended) The electroluminescent element as defined in Claim 14, wherein the organic layer ~~is of organic multilayer structure composed of~~ comprises a hole transfer layer and an electron transfer layer, ~~wherein at least one layer in the laminate structure being the electron transfer layer.~~

16. (Canceled)

17. (Currently amended) The electroluminescent element as defined in Claim 9, wherein the organic layer is of organic multilayer structure composed of a hole transfer layer and an electron transfer layer, wherein the hole transfer layer comprises at least

Application No. 10/009,021

Our Case No. 09793822-0158

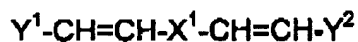
one of said aminostyryl compounds and a dye emitting red light with the emission maximum at a frequency of at least 600 nm, and wherein the electron transfer layer comprises at least one of said aminostyryl compounds and a dye emitting red light with the emission maximum at a ~~frequency~~ wavelength of 600 nm or more.

18. (Currently amended) The electroluminescent element as defined in Claim 9, wherein the organic layer is of organic multilayer structure composed of a hole transfer layer, a luminescent layer, and an electron transfer layer, with the luminescent layer comprising at least one of said aminostyryl compounds and a dye emitting red light with the emission maximum at a ~~frequency~~ wavelength of 600 nm or more.

19 - 20. (Canceled)

21. (Withdrawn) An organic electroluminescent element in which an organic layer having a luminescent region is arranged between an anode and a cathode, characterized in that said organic layer is constructed of at least one layer formed from a light-emitting mixture containing at least one species of the aminostyryl compounds represented by the following general formula [I] and there exists a hole blocking layer adjacent to the cathode of the layer formed from a light-emitting mixture.

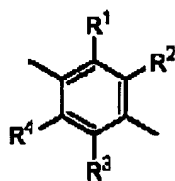
General formula [I]



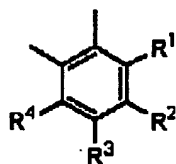
[where, in the general formula [I] above, X¹ denotes any of the following general formulas (1) to (7)]

Application No. 10/009,021

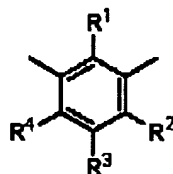
Our Case No. 09793822-0158



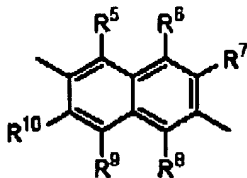
(1)



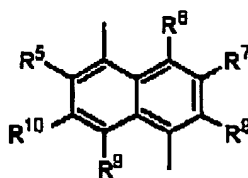
(2)



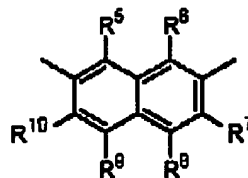
(3)



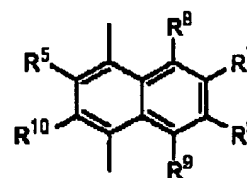
(4)



(5)



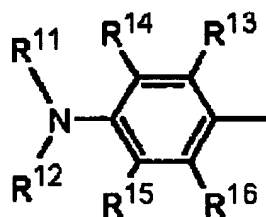
(6)



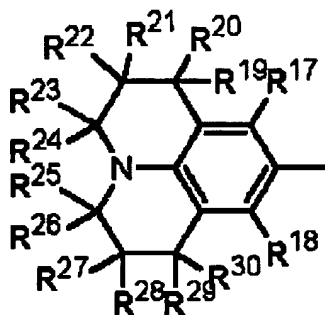
(7)

(where, in the general formulas (1) to (3) above, at least one of R^1 to R^4 is a group selected from halogen atoms, nitro groups, cyano groups, and fluoroalkyl groups, and others are groups selected from hydrogen atom, alkyl groups, aryl groups, alkoxy groups, halogen atoms, nitro groups, cyano groups, and fluoroalkyl groups, which are identical or different; in the general formulas (4) to (7), at least one of R^5 to R^{10} is a group selected from halogen atoms, nitro groups, cyano groups, and fluoroalkyl groups, and others are groups selected from hydrogen atom, alkyl groups, aryl groups, alkoxy groups, halogen atoms, nitro groups, cyano groups, and fluoroalkyl groups, which are identical or different.)

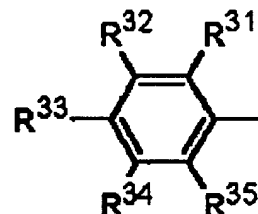
Y^1 is a group represented by the following general formula (8) or (9), and Y^2 is a group represented by the following general formula (8), (9), or (10).



(8)



(9)



(10)

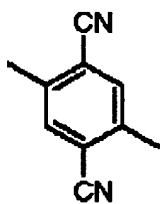
(where, in the general formulas (8) to (10) above, R^{11} and R^{12} each is a group selected from a hydrogen atom, alkyl groups with optional substituents, and aryl groups with

Application No. 10/009,021

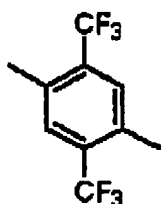
Our Case No. 09793822-0158

optional substituents, which are identical or different; and R^{13} to R^{35} each is a group selected from a hydrogen atom, alkyl groups with optional substituents, and aryl groups with optional substituents, alkoxy groups with optional substituents, halogen atoms, nitro groups, cyano groups, and fluoroalkyl groups, which are identical or different.)

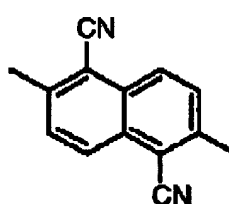
22. (Withdrawn) The organic electroluminescent element as defined in Claim 21, wherein the general formula [I] is characterized in that X^1 is a group represented by any one of the following structural formulas (11) to (14)



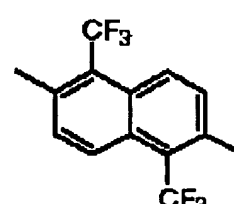
(11)



(12)

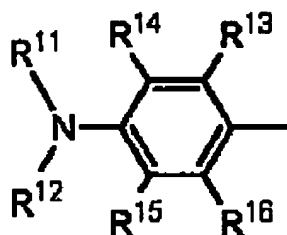


(13)

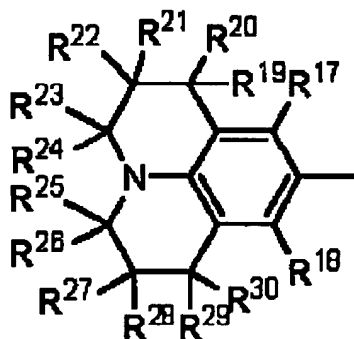


(14)

and Y^1 and Y^2 each is a group represented by the following general formula (8) or (9).



(8)



(9)

(where, in the general formulas (8) and (9) above, R^{11} and R^{12} are defined as above, R^{13} to R^{30} are defined as above (or a trifluoromethyl group if defined as fluoroalkyl groups).

23. (Withdrawn) The organic electroluminescent element as defined in Claim 21, wherein the organic layer is of organic multilayer structure composed of a hole transfer layer and an electron transfer layer, with at least the electron transfer layer in the organic multilayer structure being the layer formed from a light emitting mixture

Application No. 10/009,021

Our Case No. 09793822-0158

containing at least one species of the aminostyryl compounds represented by the general formula [I] above.

24. (Withdrawn) The organic electroluminescent element as defined in Claim 21, wherein the organic layer is of organic multilayer structure composed of a hole transfer layer and an electron transfer layer, with at least the hole transfer layer in the organic multilayer structure being the layer formed from a light emitting mixture containing at least one species of the aminostyryl compounds represented by the general formula [I] above.

25. (Withdrawn) The organic electroluminescent element as defined in Claim 21, wherein the organic layer is of organic multilayer structure composed of a hole transfer layer and an electron transfer layer, with the hole transfer layer being a layer of a light-emitting mixture containing at least one species of the aminostyryl compounds represented by the general formula [I] above, and the electron transfer layer being a layer of a light-emitting mixture containing at least one species of the aminostyryl compounds represented by the general formula [I] above, and there exists a hole blocking layer adjacent to the cathode of the layer formed from a light-emitting mixture capable of electron transfer.

26. (Withdrawn) The organic electroluminescent element as defined in Claim 21, wherein the organic layer is of organic multilayer structure composed of a hole transfer layer, a luminescent layer, and an electron transfer layer, with at least the luminescent layer in the organic multilayer structure being the layer of a light-emitting mixture containing at least one species of the aminostyryl compounds represented by the general formula [I] above.

27 - 28. (Canceled)

29. (Currently amended) An electroluminescent element comprising:
(a) a cathode and an anode,

Application No. 10/009,021

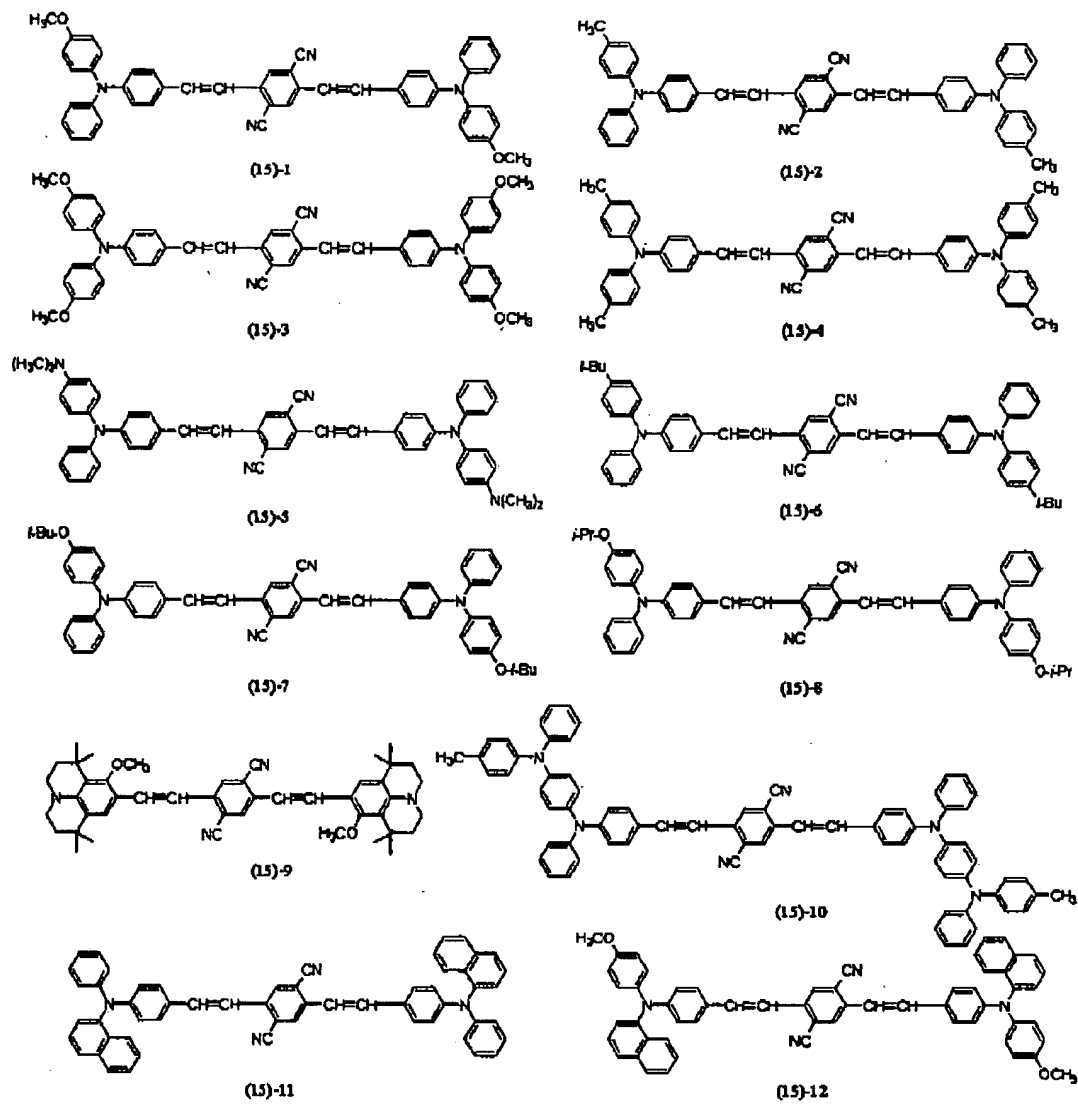
Our Case No. 09793822-0168

(b) an organic layer disposed between the anode and the cathode, the organic layer comprising a luminescent organic material, the luminescent organic material comprising:

(i) at least one aminostyryl compound selected from the group consisting of ~~(15)-1, (15)-9, (15)-10, (16)-1 to (16)-12, (17)-1 to (17)-6, and (18)-1 to (18)-6~~, 15-1 to 15-12, 16-1 to 16-12, 17-1 to 17-6, 18-1 to 18-6

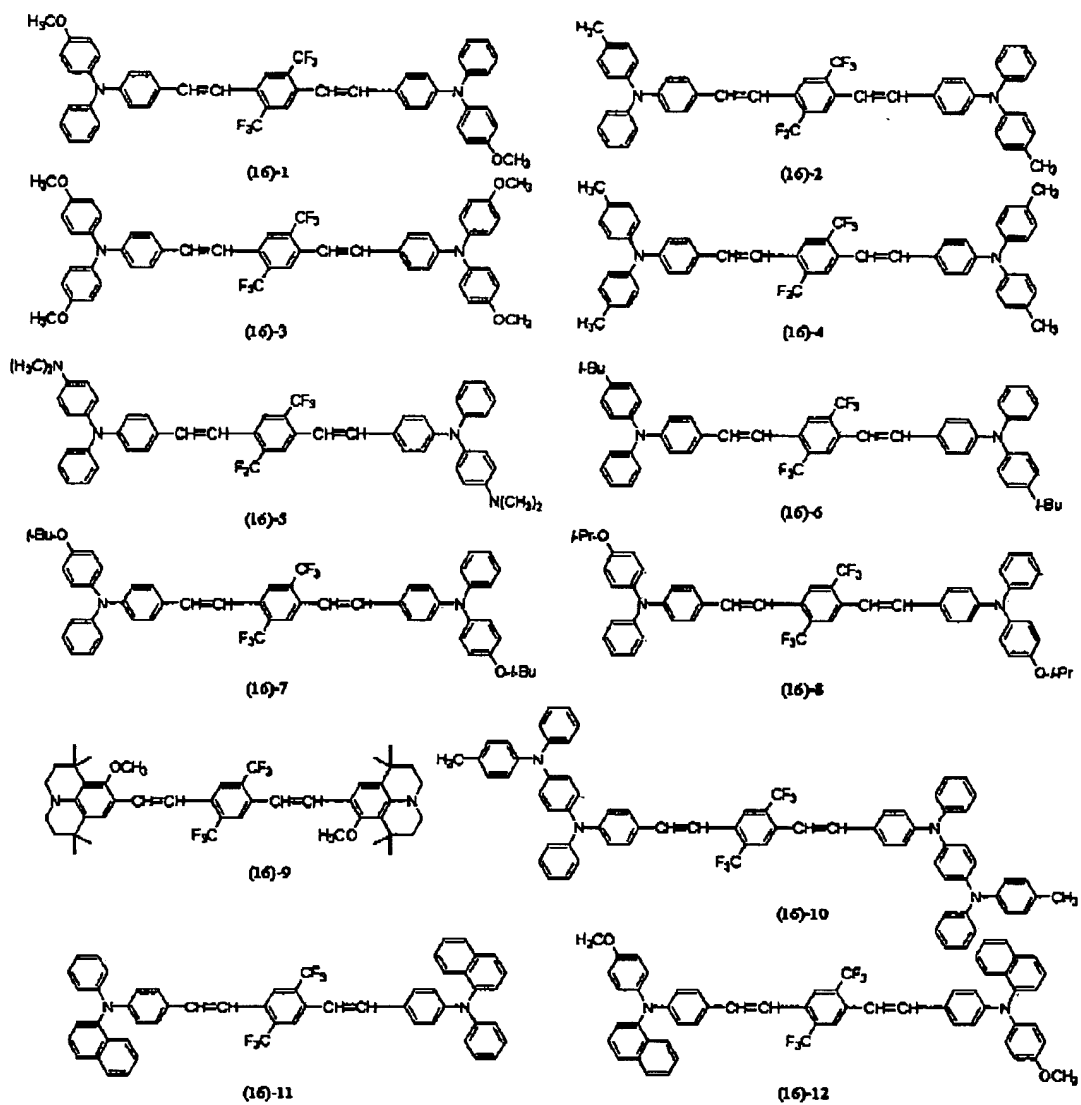
Application No. 10/009,021

Our Case No. 09793822-0158



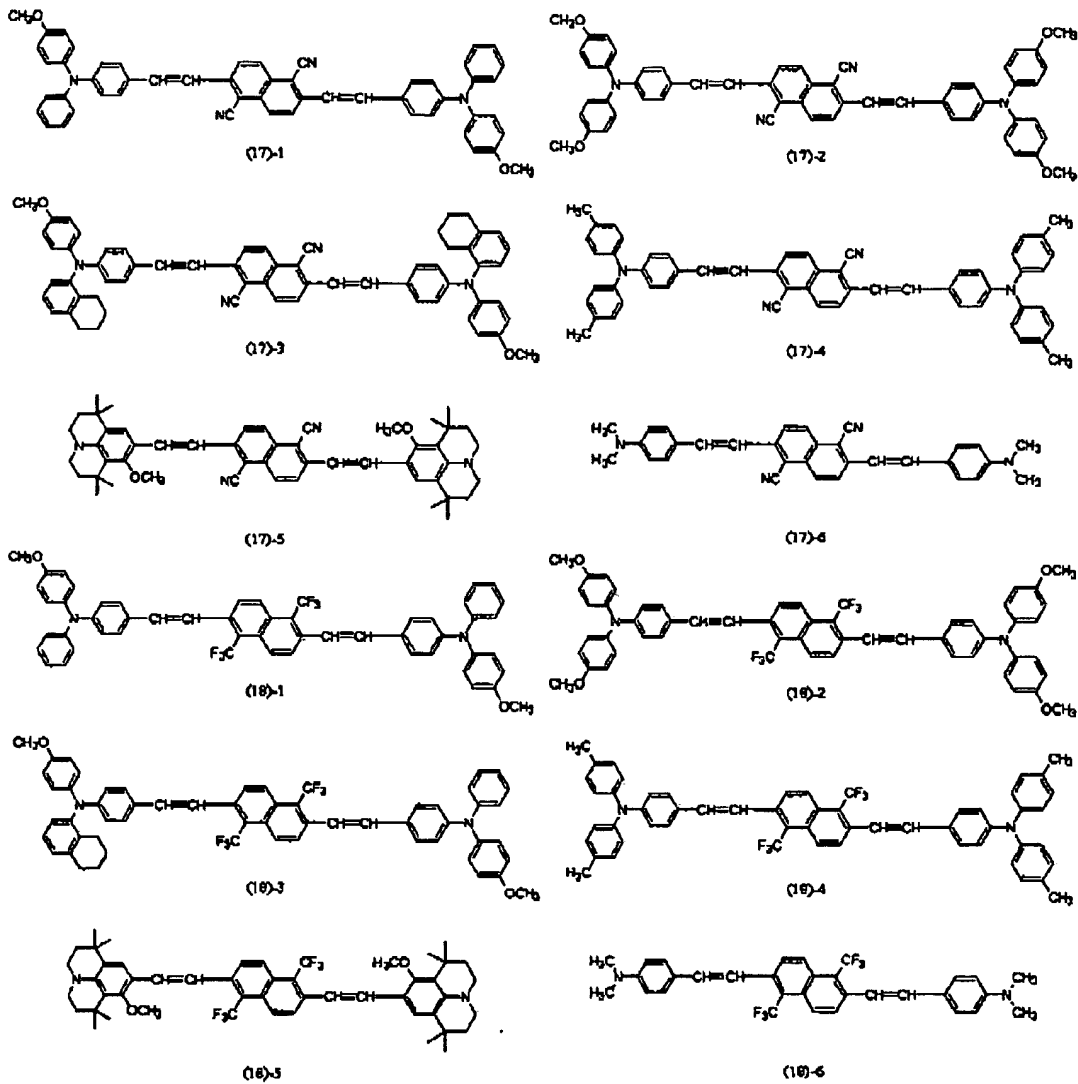
Application No. 10/009,021

Our Case No. 09793822-0158



Application No. 10/009,021

Our Case No. 09793822-0158

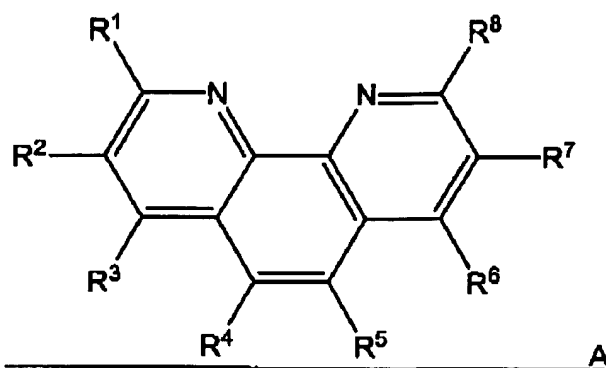


(ii) at least one compound selected from the group consisting of hole transport materials, electron transport materials, and dopants for red light emission

(c) a hole blocking layer disposed between the cathode and organic layer (b), wherein said hole blocking layer comprises one or more compounds of formula A

Application No. 10/009,021

Our Case No. 09793822-0158



wherein R¹ to R⁶ are independently selected from hydrogen, alkyl, aryl, amino, halogen, cyano and hydroxyl.

Application No. 10/009,021

Our Case No. 09793822-0158

30. (Previously presented) The electroluminescent element as defined in Claim 29, wherein the organic layer is of organic multilayer structure composed of a hole transfer layer and an electron transfer layer, wherein the electron transfer layer in the organic multilayer structure comprises a light-emitting mixture, said light-emitting mixture containing at least one of said aminostyryl compounds.

31. (Previously presented) The electroluminescent element as defined in Claim 29, wherein the organic layer is of organic multilayer structure composed of a hole transfer layer and an electron transfer layer, wherein the hole transfer layer in the organic multilayer structure comprises a light-emitting mixture, said light-emitting mixture containing at least one species of the aminostyryl compounds.

32. (Previously presented) The electroluminescent element as defined in Claim 29, wherein the organic layer is of organic multilayer structure composed of a hole transfer layer and an electron transfer layer, wherein the hole transfer layer comprises a first light-emitting mixture, said light-emitting containing at least one of said aminostyryl compounds, and wherein the electron transfer layer comprises a second light-emitting mixture, said second light-emitting mixture containing at least one of said aminostyryl compounds the electroluminescent element further comprising a hole blocking layer between the cathode and the electron transfer layer.

33. (Previously presented) The electroluminescent element as defined in Claim 29, wherein the organic layer is of organic multilayer structure composed of a hole transfer layer, a luminescent layer, and an electron transfer layer, wherein the luminescent layer in the organic multilayer structure comprises a light-emitting mixture, said light-emitting mixture containing at least one of said aminostyryl compounds.

34. (Previously presented) The electroluminescent element as defined in Claim 29, wherein the organic layer is constructed such that said at least one layer therein is the layer of a light-emitting mixture containing at least one species of the aminostyryl compounds and a dye emitting red light which has the emission maximum in the range of 600 nm or more.

Application No. 10/009,021

Our Case No. 09793822-0158

35. (Currently amended) The electroluminescent element as defined in Claim 34, wherein the organic layer is ~~of organic multilayer structure composed of~~ comprises a hole transfer layer and an electron transfer layer, ~~with said at least one layer in the laminate structure being the~~ electron transfer layer.

36. (Canceled)

37. (Currently amended) The electroluminescent element as defined in Claim 29, wherein the organic layer is of organic multilayer structure composed of a hole transfer layer and an electron transfer layer, wherein the hole transfer layer comprises a first light-emitting mixture, wherein said light-emitting mixture contains at least one of said aminostyryl compounds and a dye emitting red light with the emission maximum at a ~~frequency~~ wavelength of at least 600 nm, and wherein the electron transfer layer comprises a second light-emitting mixture, said second light-emitting mixture containing at least one of said aminostyryl compounds and a dye emitting red light with the emission maximum at a frequency of at least 600 nm or more, the electroluminescent element further comprising a hole blocking layer between the cathode and the electron transfer layer.

38. (Currently amended) The electroluminescent element as defined in Claim 29, wherein the organic layer is of organic multilayer structure composed of a hole transfer layer, a luminescent layer, and an electron transfer layer, wherein the luminescent layer comprises a light-emitting mixture containing at least one of said aminostyryl compounds and a dye emitting red light with the emission maximum at a ~~frequency~~ wavelength of at least 600 nm or more.

39 - 40. (Canceled)

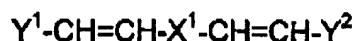
41. (Withdrawn) An organic electroluminescent element in which an organic layer having a luminescent region is arranged between an anode and a cathode, characterized in that said organic layer is constructed of at least one layer formed from

Application No. 10/009,021

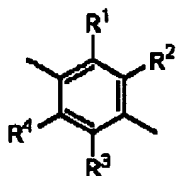
Our Case No. 09793922-0158

a aminostyryl compound represented by the following general formula [I] and there exists a hole blocking layer adjacent to the cathode of the layer of aminostyryl compound.

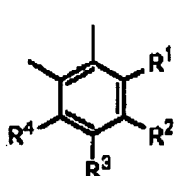
General formula [I]



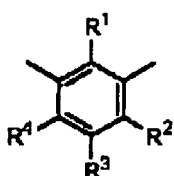
[where, in the general formula [I] above, X^1 denotes any of the following general formulas (1) to (7)



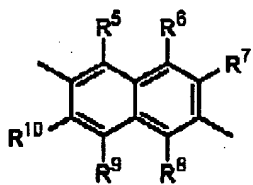
(1)



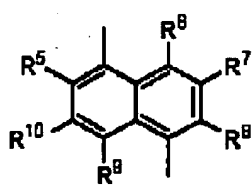
(2)



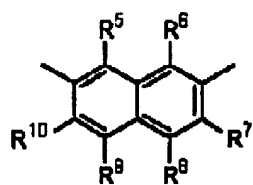
(3)



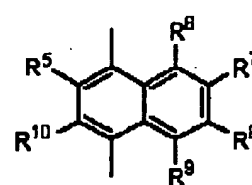
(4)



(5)



(6)



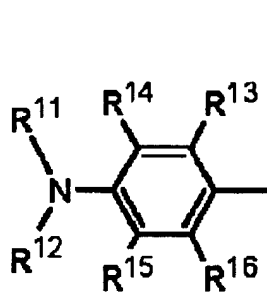
(7)

(where, in the general formulas (1) to (3) above, at least one of R^1 to R^4 is a group selected from halogen atoms, nitro groups, cyano groups, and fluoroalkyl groups, and others are groups selected from hydrogen atom, alkyl groups, aryl groups, alkoxy groups, halogen atoms, nitro groups, cyano groups, and fluoroalkyl groups, which are identical or different; in the general formulas (4) to (7), at least one of R^5 to R^{10} is a group selected from halogen atoms, nitro groups, cyano groups, and fluoroalkyl groups, and others are groups selected from hydrogen atom, alkyl groups, aryl groups, alkoxy groups, halogen atoms, nitro groups, cyano groups, and fluoroalkyl groups, which are identical or different.)

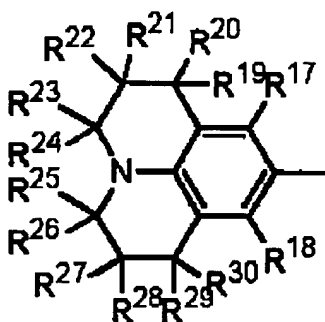
Y^1 is a group represented by the following general formula (8) or (9), and Y^2 is a group represented by the following general formula (8), (9), or (10).

Application No. 10/009,021

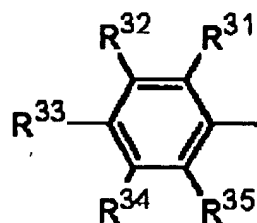
Our Case No. 09793822-0158



(8)



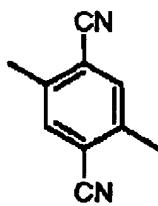
(9)



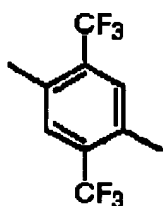
(10)

(where, in the general formulas (8) to (10) above, R^{11} and R^{12} each is a group selected from a hydrogen atom, alkyl groups with optional substituents, and aryl groups with optional substituents, which are identical or different; and R^{13} to R^{35} each is a group selected from a hydrogen atom, alkyl groups with optional substituents, and aryl groups with optional substituents, alkoxy groups with optional substituents, halogen atoms, nitro groups, cyano groups, and fluoroalkyl groups, which are identical or different.)

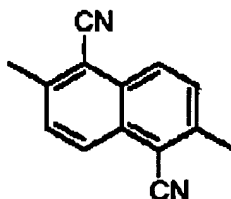
42. (Withdrawn) The organic electroluminescent element as defined in Claim 41, wherein the general formula [I] is characterized in that X^1 is a group represented by any one of the following structural formulas (11) to (14)



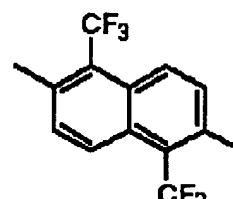
(11)



(12)



(13)

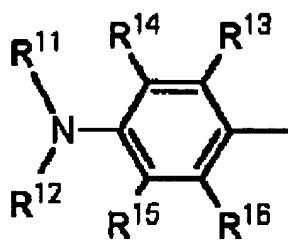


(14)

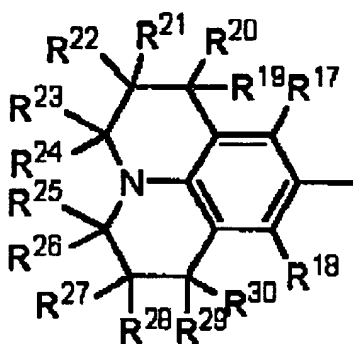
and Y^1 and Y^2 each is a group represented by the following general formula (8) or (9).

Application No. 10/009,021

Our Case No. 09793822-0158



(8)



(9)

(where, in the general formulas (8) and (9) above, R^{11} and R^{12} are defined as above, R^{13} to R^{30} are defined as above (or a trifluoromethyl group if defined as fluoroalkyl groups)).

43. (Withdrawn) The organic electroluminescent element as defined in Claim 41, wherein the organic layer is of organic multilayer structure composed of a hole transfer layer and an electron transfer layer, with at least the electron transfer layer in the organic multilayer structure being a layer of said aminostyryl compound.

44. (Withdrawn) The organic electroluminescent element as defined in Claim 41, wherein the organic layer is of organic multilayer structure composed of a hole transfer layer and an electron transfer layer, with at least the hole transfer layer in the organic multilayer structure being a layer of said aminostyryl compound.

45. (Withdrawn) The organic electroluminescent element as defined in Claim 41, wherein the organic layer is of organic multilayer structure composed of a hole transfer layer and an electron transfer layer, with the hole transfer layer being a layer of said aminostyryl compound, and the electron transfer layer being a layer of said aminostyryl compound, and there exists the hole blocking layer adjacent to the cathode of the layer of aminostyryl compound capable of electron transfer.

46. (Withdrawn) The organic electroluminescent element as defined in Claim 41, wherein the organic layer is of organic multilayer structure composed of a hole

Application No. 10/009,021

Our Case No. 09793822-0158

transfer layer, a luminescent layer, and an electron transfer layer, with at least the luminescent layer in the organic multilayer structure being a layer of said aminostyryl compound.

47 - 48. (Canceled)

49. (Currently amended) An electroluminescent element comprising:

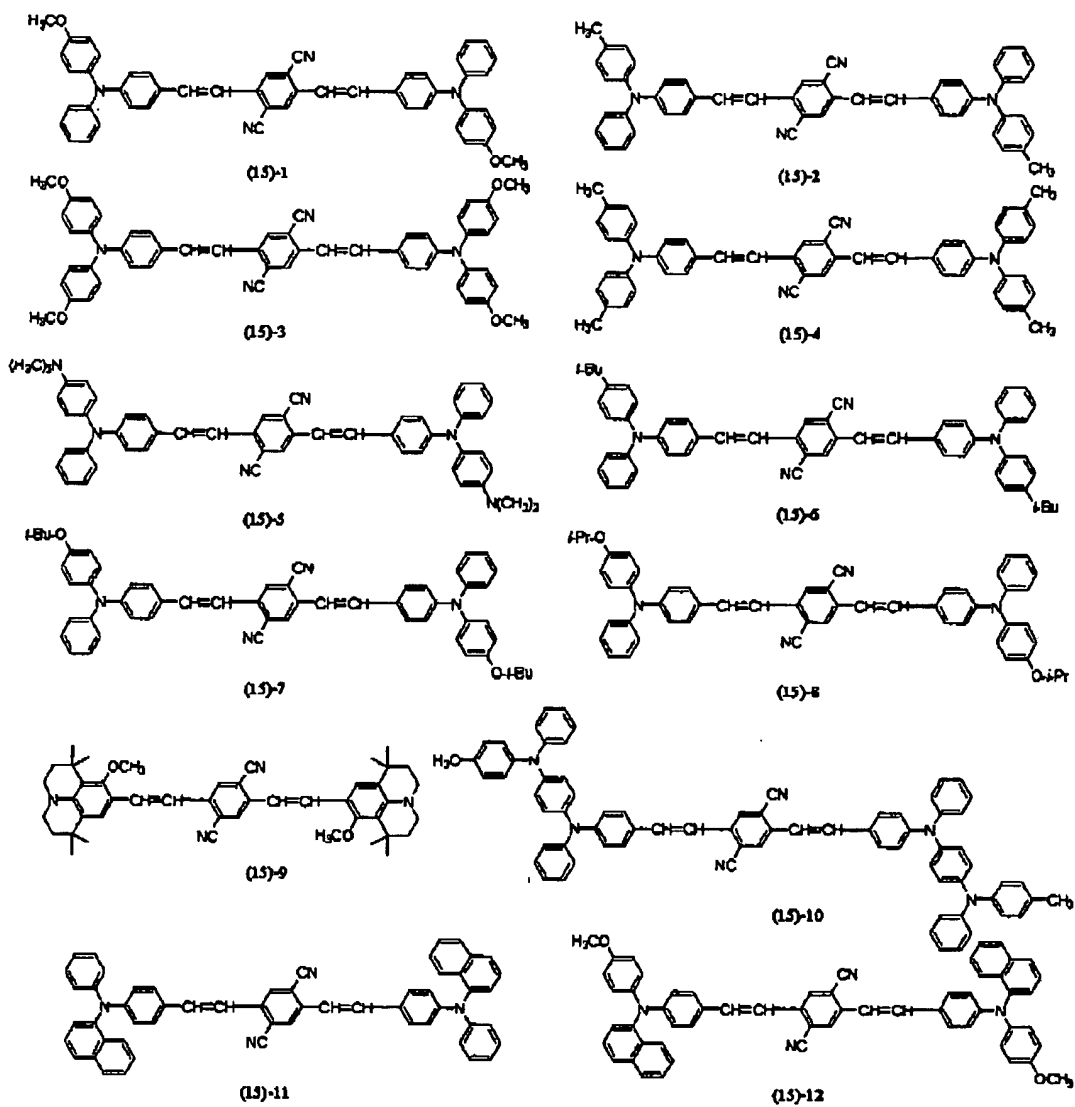
(a) a cathode and an anode,

(b) an organic layer disposed between the anode and the cathode, the organic layer comprising a luminescent organic material comprising at least one distyryl compound selected from the group consisting of ~~(15)-1, (15)-9, (15)-10, (16)-1 to (16)-12, (17)-1 to (17)-6, and (18)-1 to (18)-6~~, 15-1 to 15-

12, 16-1 to 16-12, 17-1 to 17-6, 18-1 to 18-6

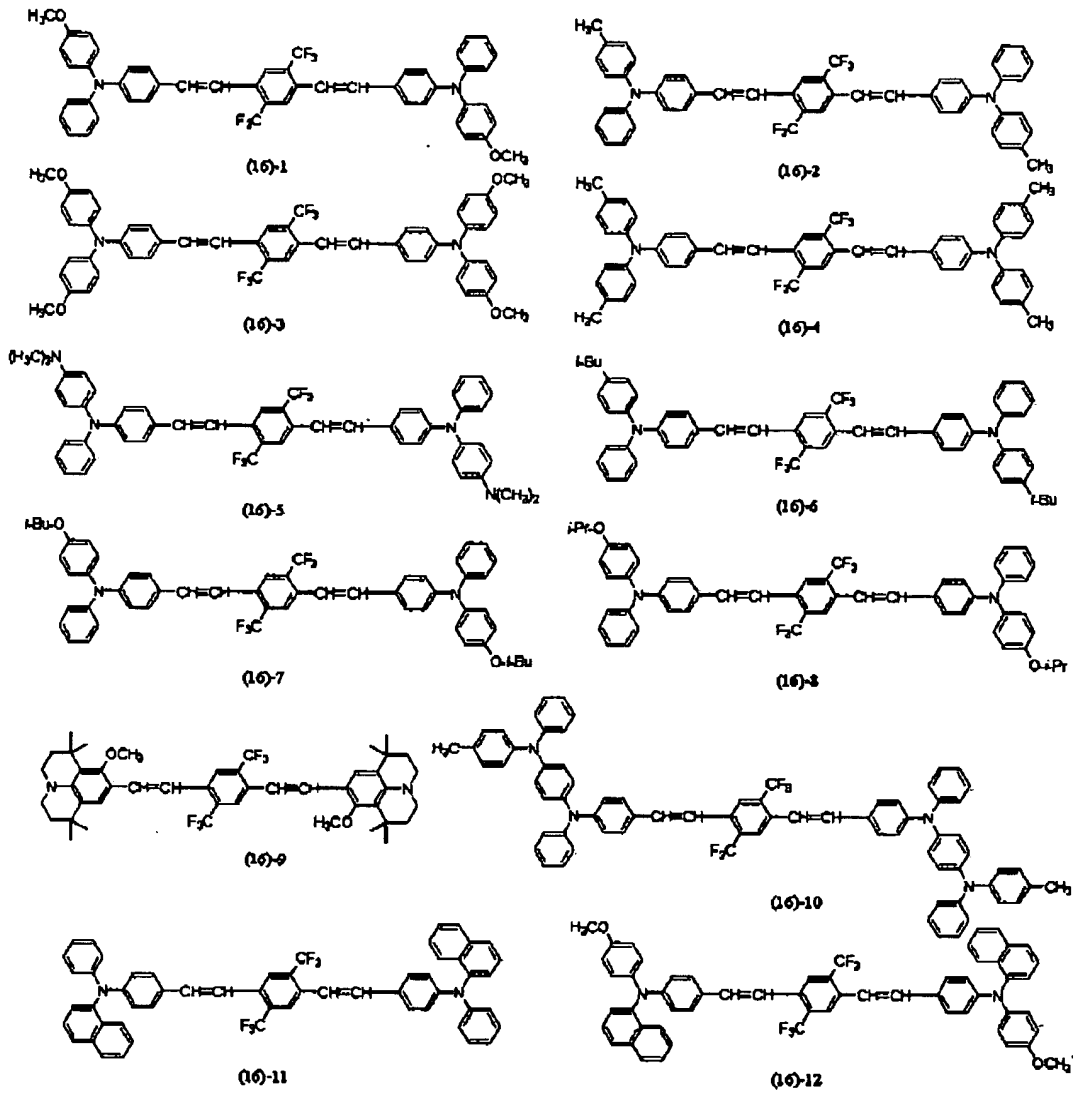
Application No. 10/009,021

Our Case No. 09793822-0158



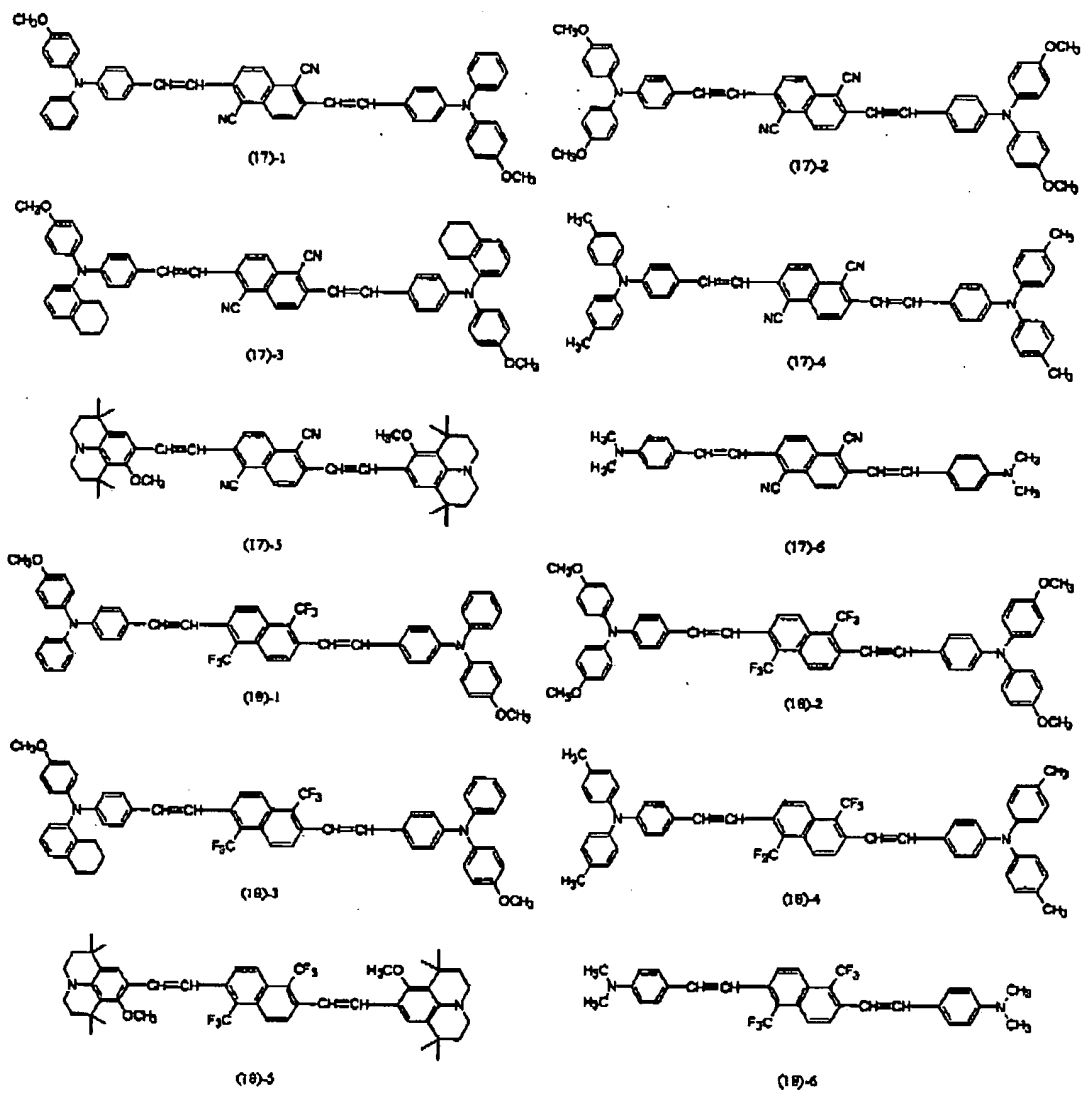
Application No. 10/009,021

Our Case No. 09793822-0158



Application No. 10/009,021

Our Case No. 09793822-0158

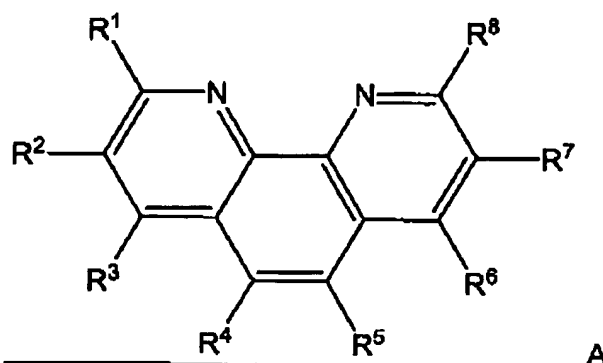


(c) a hole blocking layer disposed between the cathode and organic layer (b).

wherein said hole blocking layer comprises one or more compounds of formula A

Application No. 10/009,021

Our Case No. 09793822-0158



wherein R¹ to R⁸ are independently selected from hydrogen, alkyl, aryl, amino, halogen, cyano and hydroxyl.

50. (Previously presented) The electroluminescent element as defined in Claim 49, wherein the organic layer is of organic multilayer structure composed of a hole transfer layer and an electron transfer layer, wherein the electron transfer layer in the organic multilayer structure comprises said aminostyryl compound.

51. (Previously presented) The electroluminescent element as defined in Claim 49, wherein the organic layer is of organic multilayer structure composed of a hole transfer layer and an electron transfer layer, wherein the hole transfer layer in the organic multilayer structure comprises said aminostyryl compound.

52. (Previously presented) The electroluminescent element as defined in Claim 49, wherein the organic layer is of organic multilayer structure composed of a hole transfer layer and an electron transfer layer, wherein the hole transfer layer comprises said aminostyryl compound, and wherein the electron transfer layer comprises said aminostyryl compound, the electroluminescent layer further comprising a hole blocking layer between the cathode and the electron transfer layer.

53. (Previously presented) The electroluminescent element as defined in Claim 49, wherein the organic layer is of organic multilayer structure composed of a hole transfer layer, a luminescent layer, and an electron transfer layer, wherein the luminescent layer comprises said aminostyryl compound.

Application No. 10/009,021

Our Case No. 09793822-0158

54 - 55. (Canceled)

56. (Previously presented) The electroluminescent element according to Claim 9, wherein said hole transfer material is an aromatic amine.

57. (Previously presented) The electroluminescent element according to Claim 9 wherein said electron transfer material is selected from the group consisting of Alq3 and pyrazoline.

58. (Currently amended) The electroluminescent element according to Claim 9 wherein said dopant for red light emission is selected from the group consisting of DCM, DCM analog compounds, porphyrins, phthalocyanines, perylene compounds, Nile red, and squarilium compounds.

59. (Previously presented) The electroluminescent element according to Claim 29, wherein said hole transfer material is an aromatic amine.

60. (Previously presented) The electroluminescent element according to Claim 29 wherein said electron transfer material is selected from the group consisting of Alq3 and pyrazoline.

61. (Currently amended) The electroluminescent element according to Claim 29 wherein said dopant for red light emission is selected from the group consisting of DCM, DCM analog compounds, porphyrins, phthalocyanines, perylene compounds, Nile red, and squarilium compounds.